

Signify Classified - Internal  
Cooper Lighting Solutions Photometric Lab  
1121 Highway 74 South  
Peachtree City, GA 30269



Scaled data based on original data using  
LM-79-08 Approved Method: Electrical and Photometric Measurements of Solid-  
State Lighting Products

Test Report Prepared for  
Cooper Lighting Solutions  
(formerly Eaton)

Brand: STREETWORKS

Report Number: P869872

Luminaire Tested: **MEM2-HTN-SA-40-830-U-T2R-HSS**

Issue Date: 08/21/2024



**Test Information**

Test Method: LM-79-08  
Report Number: P869872  
Test Lab: INNOVATION CENTER(G3)  
Issue Date: 08/21/2024  
Manufacturer: COOPER LIGHTING SOLUTIONS (FORMERLY EATON)  
Product Line: STREETWORKS  
Catalog Number: MEM2-HTN-SA-40-830-U-T2R-HSS  
Description: EPIC MODERN TALL HOUSING DISCRETE LED ARRAYS 40W 80CRI 3000K  
FIXTURE w/ TYPE II ROADWAY DISTRIBUTION OPTIC AND HOUSE SIDE SHIELD  
Light Source: (10) 3000K CCT, 80 CRI LEDS  
Ballast/Driver: ELECTRONIC DRIVER

**Summary**

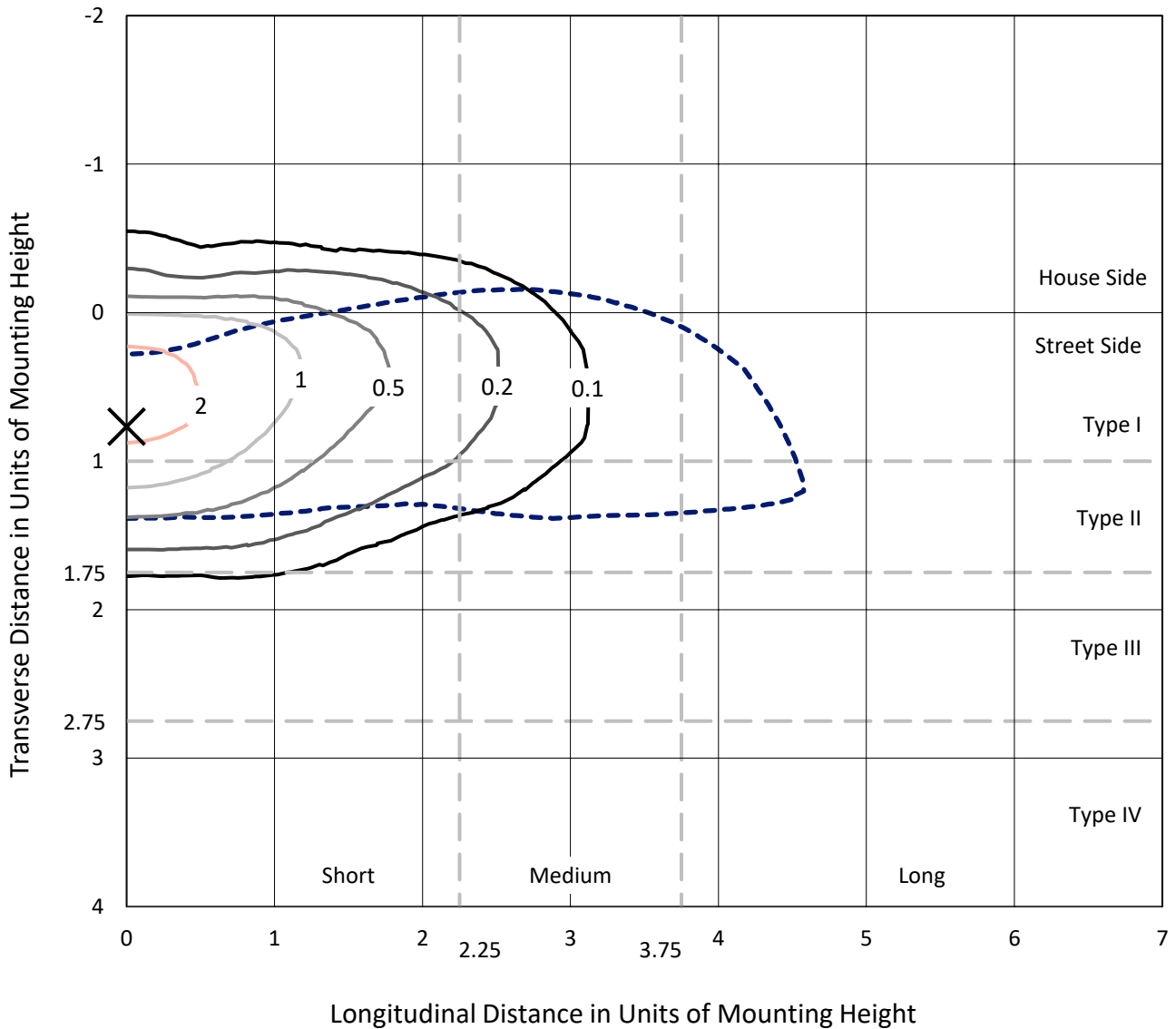
Lumens per Lamp: N/A  
Luminaire Lumens: 3092.2 lumens  
Efficiency: N/A  
Efficacy: 94.3 lumens/watt  
Luminous Opening: Rectangular (W 0.33' x L: 0.33' x H: 0')  
IES Classification: Type II - Short  
BUG Rating: B1 - U0 - G1

Input Watts (W): 32.8  
Input Voltage (V): 120  
Input Current (A<sub>in</sub>): NR  
Voltage Rise (V): NR  
Power Factor: 0.99  
Total Harmonic Distortion (THDi): 9.76%  
Frequency (hertz): 60  
Stabilization Time: NR  
Operation Time: NR  
Ambient Temperature (°C): NR  
Test Distance: 24 FT

REPORT NUMBER: P869872  
 CATALOG NUMBER: MEM2-HTN-SA-40-830-U-T2R-HSS

### Iso-Footcandle Lines of Horizontal Illumination

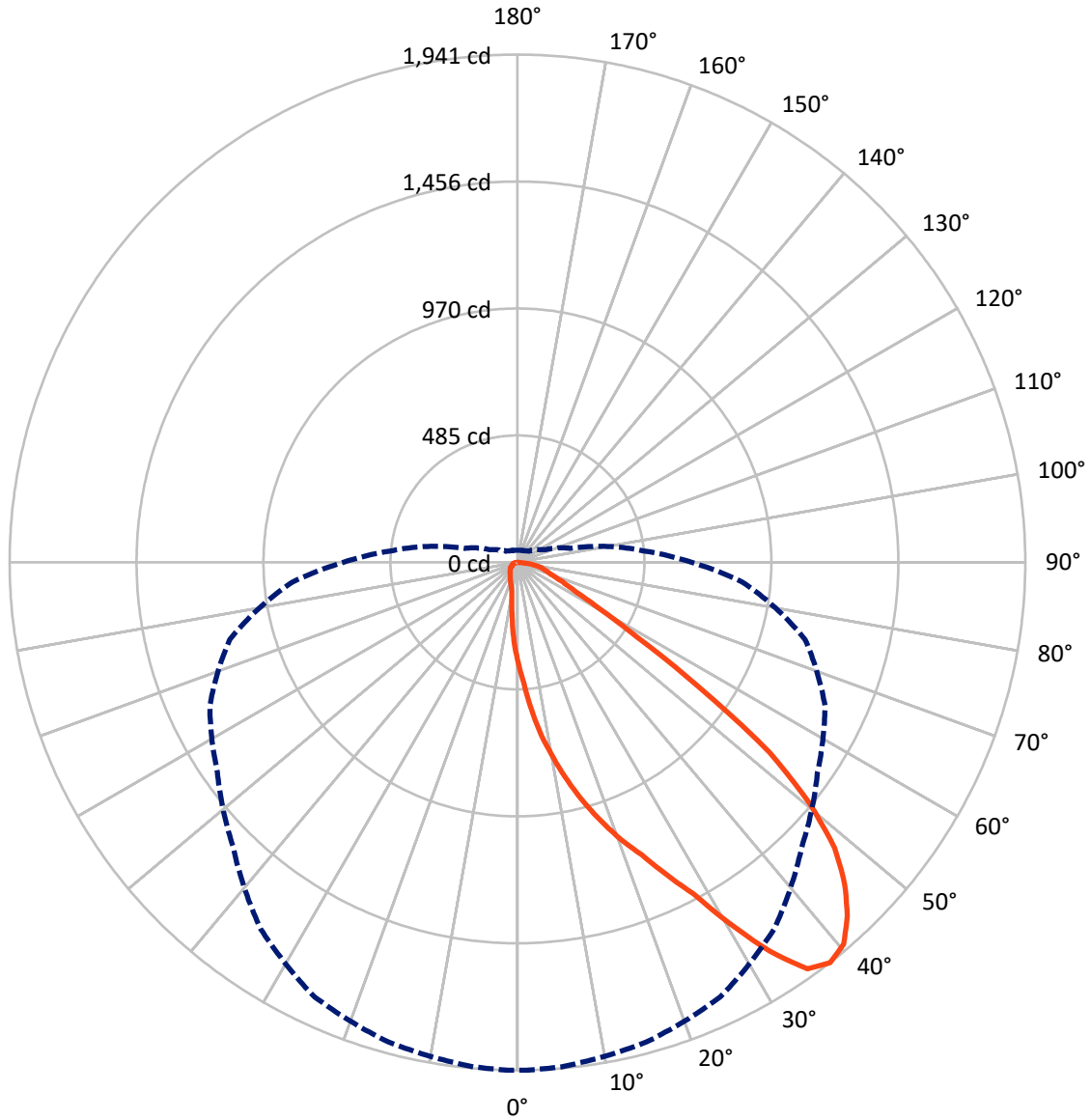
× Max cd  
 - - - 1/2 Max cd



Based on 20 foot mounting height. Maximum calculated value = 2.7 fc  
 Type II - Short - N/A

REPORT NUMBER: P869872  
CATALOG NUMBER: MEM2-HTN-SA-40-830-U-T2R-HSS

### Luminous Intensity Polar Plot



— Vertical Plane Through 0-Deg Lateral      - - - Horizontal Cone Through 37.5-Deg Vertical

REPORT NUMBER: P869872

CATALOG NUMBER: MEM2-HTN-SA-40-830-U-T2R-HSS

**FLUX DISTRIBUTION:**

		Downward	Upward	Total
<b>House Side</b>	Lumens	368.8	0.0	368.8
	% Fixture	11.9	0.0	11.9
<b>Street Side</b>	Lumens	2723.4	0.0	2723.4
	% Fixture	88.1	0.0	88.1
<b>Total</b>	Lumens	3092.2	0.0	3092.2
	% Fixture	100.0	0.0	100.0

**ZONAL LUMENS:**

Zone	Lumens	% Fixture
0°-10°	38.4	1.2
10°-20°	134.4	4.3
20°-30°	277.2	9.0
30°-40°	487.8	15.8
40°-50°	662.4	21.4
50°-60°	656.2	21.2
60°-70°	505.2	16.3
70°-80°	293.2	9.5
80°-90°	37.3	1.2
90°-100°	0.0	0.0
100°-110°	0.0	0.0
110°-120°	0.0	0.0
120°-130°	0.0	0.0
130°-140°	0.0	0.0
140°-150°	0.0	0.0
150°-160°	0.0	0.0
160°-170°	0.0	0.0
170°-180°	0.0	0.0
0°-90°	3092.2	100.0
0°-180°	3092.2	100.0

**Coefficient of Utilization**



REPORT NUMBER: P869872

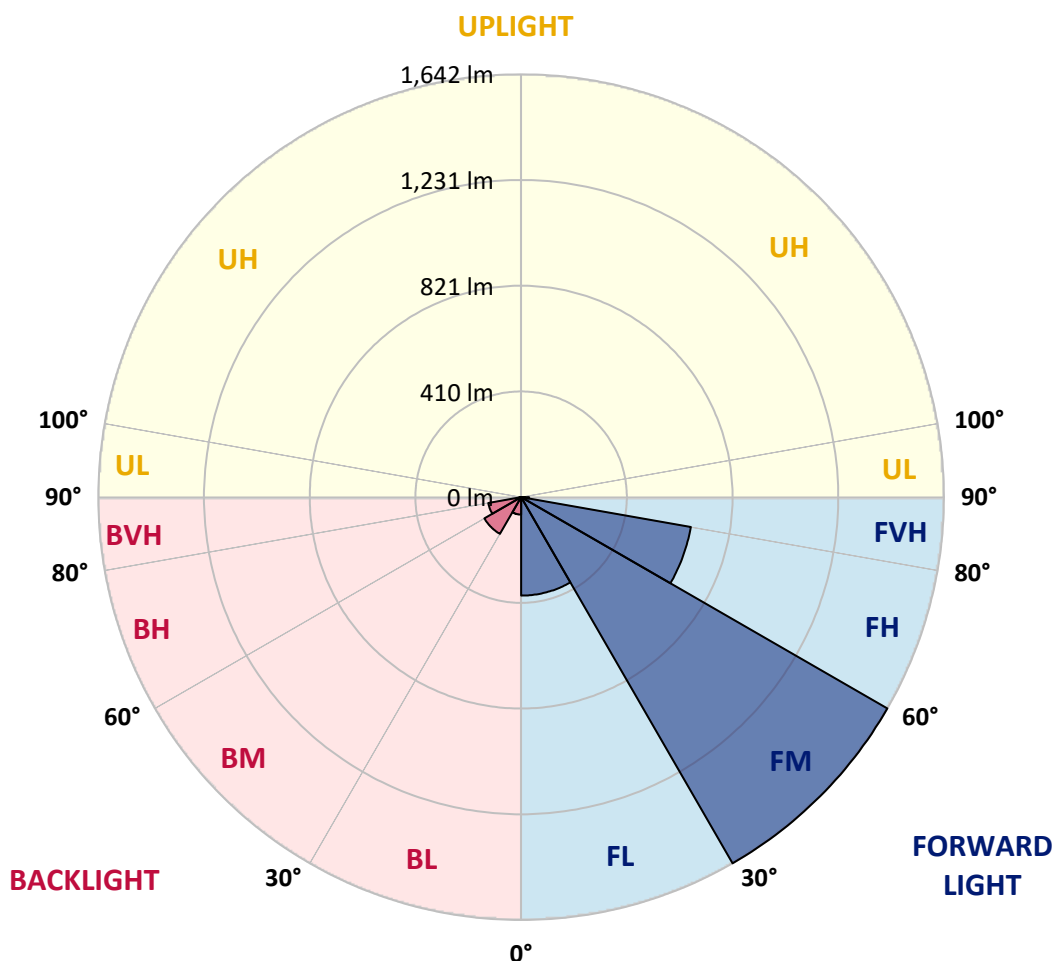
CATALOG NUMBER: MEM2-HTN-SA-40-830-U-T2R-HSS

**LUMINAIRE CLASSIFICATION SYSTEM LUMEN TABLE AND BUG RATING:**

Zone	Lumens	% Fixture	Zone Rating/Lumen Limit		
			B	U	G
FL (0°-30°)	382.3	12.4			
FM (30°-60°)	1641.7	53.1			
FH (60°-80°)	669.0	21.6			G1/1800
FVH (80°-90°)	30.4	1.0			G1/100
BL (0°-30°)	67.8	2.2	B0/110		
BM (30°-60°)	164.7	5.3	B0/220		
BH (60°-80°)	129.4	4.2	B1/500		G1/500
BVH (80°-90°)	6.9	0.2			G0/10
UL (90°-100°)	0.0	0.0		U0/0	
UH (100°-180°)	0.0	0.0		U0/0	

**BUG Rating: B1-U0-G1**

Type II Short





REPORT NUMBER: P869872

CATALOG NUMBER: MEM2-HTN-SA-40-830-U-T2R-HSS

**CANDELA DISTRIBUTION (FULL):**

	0°	1°	5°	15°	25°	35°	45°	55°	65°	75°	85°
0°	383.2	383.2	383.2	383.2	383.2	383.2	383.2	383.2	383.2	383.2	383.2
2.5°	461.7	468.6	463.4	459.1	453.1	447.0	438.4	428.9	416.8	402.2	389.2
5°	566.1	569.6	567.8	565.3	546.3	528.2	510.0	487.6	456.5	428.9	399.6
7.5°	670.5	668.8	664.5	656.7	639.5	618.8	586.0	548.9	504.8	456.5	410.8
10°	762.0	764.6	761.2	749.1	727.5	699.0	659.3	617.0	557.5	490.2	426.3
12.5°	857.8	859.5	859.5	833.6	819.0	775.0	732.7	675.7	609.3	531.6	444.4
15°	951.9	948.4	948.4	931.2	905.3	856.1	808.6	739.6	664.5	570.4	465.2
17.5°	1041.6	1043.4	1035.6	1016.6	991.6	944.1	885.4	809.5	718.9	617.0	486.7
20°	1130.5	1125.3	1121.9	1102.9	1076.2	1020.1	964.0	877.7	782.7	669.7	516.9
22.5°	1213.4	1216.0	1207.3	1177.1	1152.1	1101.2	1037.3	957.9	850.0	722.3	549.7
25°	1320.4	1311.7	1319.5	1283.3	1244.4	1184.0	1111.5	1033.0	923.4	787.0	590.3
27.5°	1434.3	1439.5	1435.2	1395.5	1342.8	1261.7	1185.8	1102.0	997.6	848.3	636.0
30°	1604.3	1601.7	1602.6	1543.0	1455.9	1359.2	1266.0	1174.5	1071.8	923.4	689.5
32.5°	1772.6	1782.1	1758.8	1706.1	1606.0	1460.2	1346.3	1244.4	1143.5	988.1	743.9
35°	1908.1	1905.5	1896.0	1837.3	1738.1	1596.5	1437.7	1322.1	1219.4	1067.5	804.3
37.5°	1940.9	1940.9	1934.8	1898.6	1833.0	1710.4	1537.0	1399.8	1297.1	1138.3	863.0
40°	1919.3	1915.0	1911.5	1887.4	1852.0	1779.5	1641.4	1480.0	1379.9	1229.8	927.7
42.5°	1848.5	1849.4	1845.1	1831.3	1812.3	1784.7	1706.1	1565.5	1461.0	1316.1	991.6
45°	1753.6	1755.3	1750.1	1748.4	1738.9	1738.9	1720.8	1632.8	1537.9	1404.1	1061.5
47.5°	1631.9	1631.1	1628.5	1624.1	1643.1	1663.8	1680.2	1670.8	1606.0	1499.0	1124.5
50°	1446.4	1444.6	1452.4	1474.0	1520.6	1566.3	1614.7	1659.5	1655.2	1587.0	1200.4
52.5°	1205.6	1194.4	1203.0	1269.5	1365.3	1467.1	1535.3	1606.0	1680.2	1680.2	1275.5
55°	843.1	852.6	857.8	955.3	1144.3	1319.5	1439.5	1530.9	1670.8	1754.5	1358.3
57.5°	536.8	540.2	555.8	661.1	882.8	1102.0	1314.3	1464.5	1635.4	1816.6	1441.2
60°	361.6	349.5	361.6	422.0	635.2	864.7	1130.5	1380.8	1584.5	1861.5	1532.7
62.5°	255.4	254.6	258.0	293.4	453.1	649.8	900.1	1267.7	1543.9	1864.1	1600.8
65°	206.3	200.2	202.8	222.7	303.8	476.4	660.2	1063.2	1507.6	1818.3	1634.5
67.5°	165.7	163.1	164.8	177.8	227.8	358.1	465.2	808.6	1430.8	1740.7	1615.5
70°	135.5	136.4	137.2	150.2	181.2	271.0	332.3	554.9	1266.9	1652.6	1530.1
72.5°	117.4	117.4	118.2	126.9	151.9	214.9	251.1	360.7	1025.2	1557.7	1373.0
75°	103.6	103.6	103.6	111.3	129.4	172.6	195.0	246.8	736.1	1381.6	1135.7
77.5°	89.8	90.6	90.6	97.5	111.3	134.6	150.2	170.9	469.5	1067.5	859.5
80°	69.0	69.0	69.9	77.7	94.9	105.3	110.5	120.8	246.8	670.5	545.4
82.5°	48.3	49.2	49.2	50.1	63.9	64.7	59.5	60.4	89.8	222.7	207.1
85°	5.2	6.0	6.9	6.9	11.2	13.8	14.7	13.8	14.7	25.9	25.9
87.5°	0.0	0.0	0.0	0.0	0.9	1.7	1.7	2.6	2.6	2.6	2.6
90°	0.0	0.0	0.0	0.0	0.0	0.0	0.0	0.0	0.0	0.0	0.0



REPORT NUMBER: P869872

CATALOG NUMBER: MEM2-HTN-SA-40-830-U-T2R-HSS

**CANDELA DISTRIBUTION (continued):**

	90°	95°	105°	115°	125°	135°	145°	155°	165°	175°	180°
0°	383.2	383.2	383.2	383.2	383.2	383.2	383.2	383.2	383.2	383.2	383.2
2.5°	382.3	376.3	363.3	352.1	341.7	333.1	327.1	319.3	313.3	313.3	316.7
5°	384.9	371.1	344.3	319.3	299.5	280.5	263.2	252.0	243.4	238.2	238.2
7.5°	388.3	367.6	327.1	289.1	258.0	227.8	201.1	188.1	175.2	170.9	171.7
10°	395.3	365.9	311.5	262.3	215.7	177.8	151.9	138.1	131.2	127.7	127.7
12.5°	403.0	365.9	295.1	232.1	177.8	138.9	123.4	113.1	109.6	107.9	106.1
15°	413.4	367.6	281.3	200.2	145.0	117.4	106.1	100.1	96.7	94.9	94.9
17.5°	425.5	369.4	266.7	174.3	123.4	103.6	94.9	90.6	87.2	85.4	85.4
20°	441.0	373.7	252.0	151.0	107.9	94.9	87.2	82.8	79.4	78.5	77.7
22.5°	460.0	380.6	237.3	132.0	97.5	86.3	79.4	75.9	73.4	71.6	71.6
25°	482.4	389.2	226.1	118.2	89.8	80.3	74.2	69.9	67.3	66.5	66.5
27.5°	513.5	403.9	214.9	107.9	83.7	74.2	68.2	64.7	62.1	61.3	60.4
30°	542.8	422.0	209.7	105.3	79.4	69.0	64.7	60.4	57.8	57.0	56.1
32.5°	580.8	442.7	206.3	105.3	77.7	65.6	60.4	57.0	54.4	53.5	52.6
35°	621.4	466.9	206.3	108.7	78.5	63.0	57.0	53.5	50.9	49.2	49.2
37.5°	665.4	491.0	208.0	113.9	81.1	61.3	53.5	50.1	47.5	46.6	46.6
40°	712.0	523.8	211.4	118.2	83.7	60.4	50.1	47.5	44.9	43.1	43.1
42.5°	755.1	549.7	217.5	123.4	85.4	59.5	47.5	44.9	42.3	41.4	41.4
45°	805.2	578.2	222.7	126.9	85.4	57.0	44.9	42.3	40.6	39.7	38.8
47.5°	844.9	601.5	225.2	128.6	83.7	54.4	42.3	40.6	38.8	37.1	38.0
50°	893.2	626.5	229.6	129.4	80.3	50.9	40.6	38.0	36.2	35.4	35.4
52.5°	939.8	651.6	233.0	127.7	75.9	46.6	38.0	36.2	34.5	32.8	32.8
55°	995.0	679.2	238.2	125.1	69.0	42.3	35.4	33.7	31.1	30.2	29.3
57.5°	1058.0	715.4	242.5	120.0	60.4	38.0	33.7	31.1	27.6	25.9	25.9
60°	1115.8	756.8	246.0	107.0	52.6	35.4	31.1	28.5	25.0	24.2	24.2
62.5°	1178.0	800.0	246.0	84.6	44.9	31.9	29.3	26.8	23.3	22.4	22.4
65°	1221.1	838.8	238.2	63.0	38.0	30.2	28.5	25.0	21.6	20.7	20.7
67.5°	1233.2	863.0	216.6	44.9	32.8	28.5	26.8	23.3	20.7	19.0	19.0
70°	1194.4	844.0	176.9	34.5	28.5	25.9	24.2	21.6	19.0	18.1	18.1
72.5°	1083.1	771.5	132.0	29.3	25.0	24.2	22.4	19.8	18.1	17.3	17.3
75°	907.0	641.2	93.2	25.9	23.3	21.6	19.8	18.1	16.4	16.4	16.4
77.5°	686.9	463.4	57.8	23.3	19.8	19.8	18.1	16.4	15.5	14.7	14.7
80°	443.6	292.6	32.8	16.4	13.8	14.7	12.9	11.2	11.2	10.4	10.4
82.5°	188.1	115.6	17.3	9.5	6.9	6.0	4.3	4.3	3.5	3.5	3.5
85°	19.0	6.9	3.5	2.6	2.6	1.7	1.7	1.7	1.7	0.9	0.9
87.5°	2.6	2.6	2.6	1.7	1.7	1.7	0.9	0.9	0.9	0.9	0.9
90°	0.0	0.0	0.0	0.0	0.0	0.0	0.0	0.0	0.0	0.0	0.0



Cooper Lighting Solutions Photometric Lab  
1121 Highway 74 South  
Peachtree City, GA 30269



LM-79-2019: Approved Method: Electrical and Photometric Measurements of Solid-State Lighting Products

Report Prepared for

Cooper Lighting Solutions

Streetworks

Report Number: SP1-2407-157-7

Test Date: 09/05/2024

Luminaire Tested: MEM2-HTN-SA-40-830-U-5WQ

Data in this report applies to families of products including MEM2-HTN-SA-40-830-U-5WQ

**Test Information**

Test Method: LM-79-2019  
 Report Number: SP1-2407-157-7  
 Test Lab: COOPER LIGHTING SOLUTIONS  
 Photometer: SP1 - 76IN SPHERE  
 Measurement Geometry: 4π  
 Issue Date: 09/05/2024  
 Manufacturer: COOPER LIGHTING SOLUTIONS  
 Product Line: Streetworks  
 Catalog Number: **MEM2-HTN-SA-40-830-U-5WQ**  
 Description: Epic Modern Light Square 40W 5WQ Optic

**Spectral Parameters**

CCT (K): 3126  
 CIE u': 0.2465  
 CIE v': 0.5182  
 Duv: -0.0004  
 CIE x: 0.4277  
 CIE y: 0.3997  
 CIE z: 0.1727  
 Peak Wavelength (nm): 601  
 Dominant Wavelength (nm): 582  
 Purity: 48.31913  
 Rf: 84.4  
 Rg: 94.7

CRI (Ra):	82.6		
R1:	81.4	R9:	5.1
R2:	92.2	R10:	82.2
R3:	94.9	R11:	79.8
R4:	80.1	R12:	70.4
R5:	81.8	R13:	84.2
R6:	90.5	R14:	97.9
R7:	81.8	R15:	73.6
R8:	58.0		



**Test Conditions**

Stabilization Time: 22M  
 Operation Time: 1H 22M  
 Sphere Temperature (°C): 24.3

REPORT NUMBER: SP1-2407-157-7

Measurement and Test Equipment			
Instrument	Identification Number	Calibration Date	Calibration Due Date
Photometer	IN0058	6/18/2024	12/18/2024
Power Meter	INXT2011004	2/8/2024	2/8/2025
AC Power Source	IN0063	10/24/2023	10/24/2024
DC Power Source	IN0208	10/24/2023	10/24/2024
Sphere Thermometer	IN0085	10/24/2023	10/24/2024
Room Thermometer	IN0046	10/24/2023	10/24/2024

REPORT NUMBER: SP1-2407-157-7

CIE 1931 Chromaticity Diagram



CIE 1931 Chromaticity Diagram with 2017 ANSI 7-Step and 4-Step Quadrangles



Point lies inside the ANSI 3000K 4-step quadrangle

REPORT NUMBER: SP1-2407-157-7

**Photopic Flux vs. Wavelength**



**Photopic Lumens: NR**

$\lambda$ (nm)	Power W <sup>^</sup> /nm	Lumens ( $\phi$ /nm)	$\lambda$ (nm)	Power W <sup>^</sup> /nm	Lumens ( $\phi$ /nm)	$\lambda$ (nm)	Power W <sup>^</sup> /nm	Lumens ( $\phi$ /nm)	$\lambda$ (nm)	Power W <sup>^</sup> /nm	Lumens ( $\phi$ /nm)	$\lambda$ (nm)	Power W <sup>^</sup> /nm	Lumens ( $\phi$ /nm)
360	0	NR	490	258	NR	620	908	NR	750	26	NR	880	1	NR
365	0	NR	495	297	NR	625	857	NR	755	22	NR	885	0	NR
370	0	NR	500	345	NR	630	801	NR	760	19	NR	890	0	NR
375	0	NR	505	391	NR	635	738	NR	765	16	NR	895	0	NR
380	0	NR	510	426	NR	640	675	NR	770	14	NR	900	0	NR
385	0	NR	515	456	NR	645	610	NR	775	12	NR	905	0	NR
390	0	NR	520	480	NR	650	547	NR	780	10	NR	910	0	NR
395	0	NR	525	500	NR	655	488	NR	785	9	NR	915	0	NR
400	0	NR	530	517	NR	660	429	NR	790	7	NR	920	0	NR
405	2	NR	535	538	NR	665	378	NR	795	6	NR	925	0	NR
410	4	NR	540	558	NR	670	328	NR	800	5	NR	930	0	NR
415	9	NR	545	584	NR	675	285	NR	805	5	NR	935	0	NR
420	16	NR	550	611	NR	680	247	NR	810	4	NR	940	0	NR
425	31	NR	555	646	NR	685	212	NR	815	3	NR	945	0	NR
430	56	NR	560	687	NR	690	183	NR	820	3	NR	950	0	NR
435	101	NR	565	731	NR	695	156	NR	825	3	NR	955	0	NR
440	178	NR	570	780	NR	700	133	NR	830	2	NR	960	0	NR
445	323	NR	575	832	NR	705	114	NR	835	2	NR	965	0	NR
450	566	NR	580	883	NR	710	96	NR	840	2	NR	970	0	NR
455	645	NR	585	927	NR	715	82	NR	845	1	NR	975	0	NR
460	457	NR	590	963	NR	720	70	NR	850	1	NR	980	0	NR
465	365	NR	595	985	NR	725	59	NR	855	1	NR	985	0	NR
470	317	NR	600	998	NR	730	50	NR	860	1	NR	990	0	NR
475	244	NR	605	994	NR	735	43	NR	865	1	NR	995	0	NR
480	218	NR	610	978	NR	740	36	NR	870	1	NR	1000	0	NR
485	233	NR	615	947	NR	745	31	NR	875	1	NR			

REPORT NUMBER: SP1-2407-157-7

Scotopic Flux vs. Wavelength



Scotopic Lumens: NR

S/P: 1.42

λ (nm)	Power W <sup>^</sup> /nm	Lumens (φ/nm)	λ (nm)	Power W <sup>^</sup> /nm	Lumens (φ/nm)	λ (nm)	Power W <sup>^</sup> /nm	Lumens (φ/nm)	λ (nm)	Power W <sup>^</sup> /nm	Lumens (φ/nm)	λ (nm)	Power W <sup>^</sup> /nm	Lumens (φ/nm)
360	0	NR	490	258	NR	620	908	NR	750	26	NR	880	1	NR
365	0	NR	495	297	NR	625	857	NR	755	22	NR	885	0	NR
370	0	NR	500	345	NR	630	801	NR	760	19	NR	890	0	NR
375	0	NR	505	391	NR	635	738	NR	765	16	NR	895	0	NR
380	0	NR	510	426	NR	640	675	NR	770	14	NR	900	0	NR
385	0	NR	515	456	NR	645	610	NR	775	12	NR	905	0	NR
390	0	NR	520	480	NR	650	547	NR	780	10	NR	910	0	NR
395	0	NR	525	500	NR	655	488	NR	785	9	NR	915	0	NR
400	0	NR	530	517	NR	660	429	NR	790	7	NR	920	0	NR
405	2	NR	535	538	NR	665	378	NR	795	6	NR	925	0	NR
410	4	NR	540	558	NR	670	328	NR	800	5	NR	930	0	NR
415	9	NR	545	584	NR	675	285	NR	805	5	NR	935	0	NR
420	16	NR	550	611	NR	680	247	NR	810	4	NR	940	0	NR
425	31	NR	555	646	NR	685	212	NR	815	3	NR	945	0	NR
430	56	NR	560	687	NR	690	183	NR	820	3	NR	950	0	NR
435	101	NR	565	731	NR	695	156	NR	825	3	NR	955	0	NR
440	178	NR	570	780	NR	700	133	NR	830	2	NR	960	0	NR
445	323	NR	575	832	NR	705	114	NR	835	2	NR	965	0	NR
450	566	NR	580	883	NR	710	96	NR	840	2	NR	970	0	NR
455	645	NR	585	927	NR	715	82	NR	845	1	NR	975	0	NR
460	457	NR	590	963	NR	720	70	NR	850	1	NR	980	0	NR
465	365	NR	595	985	NR	725	59	NR	855	1	NR	985	0	NR
470	317	NR	600	998	NR	730	50	NR	860	1	NR	990	0	NR
475	244	NR	605	994	NR	735	43	NR	865	1	NR	995	0	NR
480	218	NR	610	978	NR	740	36	NR	870	1	NR	1000	0	NR
485	233	NR	615	947	NR	745	31	NR	875	1	NR			

REPORT NUMBER: SP1-2407-157-7

Melanopic Flux vs. Wavelength



Melanopic Lumens: NR

M/P: 2.79

λ (nm)	Power W <sup>^</sup> /nm	Lumens (φ/nm)	λ (nm)	Power W <sup>^</sup> /nm	Lumens (φ/nm)	λ (nm)	Power W <sup>^</sup> /nm	Lumens (φ/nm)	λ (nm)	Power W <sup>^</sup> /nm	Lumens (φ/nm)	λ (nm)	Power W <sup>^</sup> /nm	Lumens (φ/nm)
360	0	NR	490	258	NR	620	908	NR	750	26	NR	880	1	NR
365	0	NR	495	297	NR	625	857	NR	755	22	NR	885	0	NR
370	0	NR	500	345	NR	630	801	NR	760	19	NR	890	0	NR
375	0	NR	505	391	NR	635	738	NR	765	16	NR	895	0	NR
380	0	NR	510	426	NR	640	675	NR	770	14	NR	900	0	NR
385	0	NR	515	456	NR	645	610	NR	775	12	NR	905	0	NR
390	0	NR	520	480	NR	650	547	NR	780	10	NR	910	0	NR
395	0	NR	525	500	NR	655	488	NR	785	9	NR	915	0	NR
400	0	NR	530	517	NR	660	429	NR	790	7	NR	920	0	NR
405	2	NR	535	538	NR	665	378	NR	795	6	NR	925	0	NR
410	4	NR	540	558	NR	670	328	NR	800	5	NR	930	0	NR
415	9	NR	545	584	NR	675	285	NR	805	5	NR	935	0	NR
420	16	NR	550	611	NR	680	247	NR	810	4	NR	940	0	NR
425	31	NR	555	646	NR	685	212	NR	815	3	NR	945	0	NR
430	56	NR	560	687	NR	690	183	NR	820	3	NR	950	0	NR
435	101	NR	565	731	NR	695	156	NR	825	3	NR	955	0	NR
440	178	NR	570	780	NR	700	133	NR	830	2	NR	960	0	NR
445	323	NR	575	832	NR	705	114	NR	835	2	NR	965	0	NR
450	566	NR	580	883	NR	710	96	NR	840	2	NR	970	0	NR
455	645	NR	585	927	NR	715	82	NR	845	1	NR	975	0	NR
460	457	NR	590	963	NR	720	70	NR	850	1	NR	980	0	NR
465	365	NR	595	985	NR	725	59	NR	855	1	NR	985	0	NR
470	317	NR	600	998	NR	730	50	NR	860	1	NR	990	0	NR
475	244	NR	605	994	NR	735	43	NR	865	1	NR	995	0	NR
480	218	NR	610	978	NR	740	36	NR	870	1	NR	1000	0	NR
485	233	NR	615	947	NR	745	31	NR	875	1	NR			

**Summary**

$R_f = 84.4$   
 $R_g = 94.7$   
 $CIE R_a = 82.6$   
 $R_9 = 5.1$



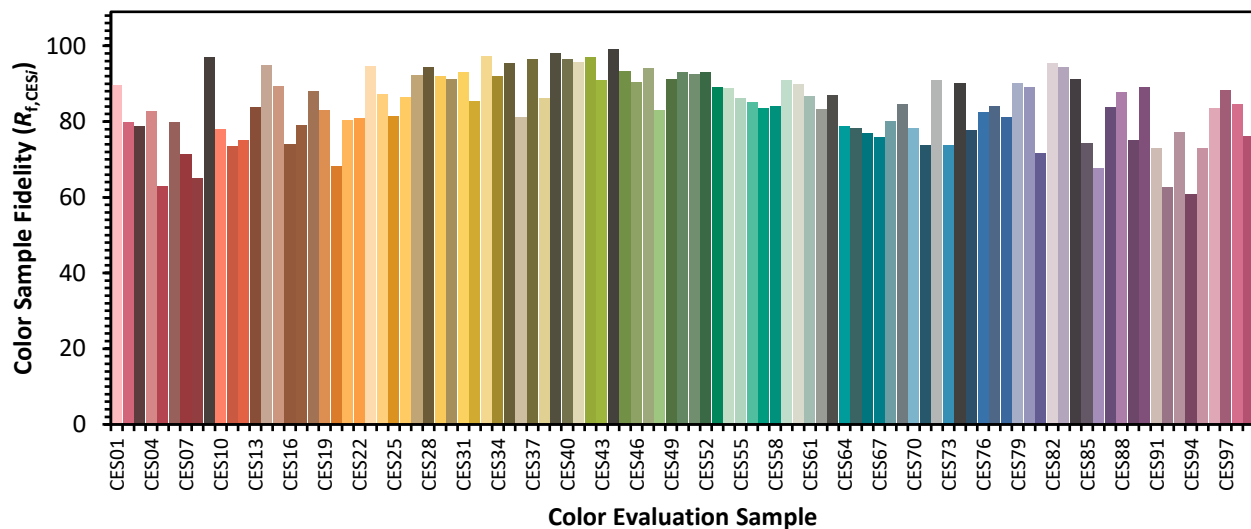
**Color Vector Graphics**





**Individual Sample Fidelity Index ( $R_{f,i}$ )**

CES01 = 86	CES26 = 86	CES51 = 93	CES76 = 82
CES02 = 63	CES27 = 92	CES52 = 93	CES77 = 84
CES03 = 31	CES28 = 94	CES53 = 89	CES78 = 81
CES04 = 70	CES29 = 92	CES54 = 89	CES79 = 90
CES05 = 49	CES30 = 91	CES55 = 86	CES80 = 89
CES06 = 51	CES31 = 93	CES56 = 85	CES81 = 72
CES07 = 42	CES32 = 85	CES57 = 83	CES82 = 95
CES08 = 41	CES33 = 97	CES58 = 84	CES83 = 94
CES09 = 29	CES34 = 92	CES59 = 91	CES84 = 91
CES10 = 76	CES35 = 96	CES60 = 90	CES85 = 74
CES11 = 59	CES36 = 81	CES61 = 87	CES86 = 68
CES12 = 65	CES37 = 96	CES62 = 83	CES87 = 84
CES13 = 43	CES38 = 86	CES63 = 87	CES88 = 88
CES14 = 74	CES39 = 98	CES64 = 79	CES89 = 75
CES15 = 71	CES40 = 96	CES65 = 78	CES90 = 89
CES16 = 47	CES41 = 96	CES66 = 77	CES91 = 73
CES17 = 50	CES42 = 97	CES67 = 76	CES92 = 63
CES18 = 56	CES43 = 91	CES68 = 80	CES93 = 77
CES19 = 72	CES44 = 99	CES69 = 85	CES94 = 61
CES20 = 66	CES45 = 93	CES70 = 78	CES95 = 73
CES21 = 87	CES46 = 90	CES71 = 74	CES96 = 84
CES22 = 79	CES47 = 94	CES72 = 91	CES97 = 88
CES23 = 92	CES48 = 83	CES73 = 74	CES98 = 85
CES24 = 91	CES49 = 91	CES74 = 90	CES99 = 76
CES25 = 72	CES50 = 93	CES75 = 78	



Color Rendition by Hue-Angle Bin



Measure Comparisons



(END OF REPORT)